



Clinical modules and their requirements





Awards



Clinical

BAA Higher Certificate
in Clinical Competence
(HCCC)

Non-clinical

BAA certificate

Theoretical
knowledge

Depends: M-level credits, attendance certificates etc



Awards



Clinical

BAA Higher Certificate
in Clinical Competence
(HCCC)

Non-clinical

BAA certificate

Theoretical
knowledge

Depends: M-level credits, attendance certificates etc



What does doing module involve?



- In service training and experience in a specialist area, progressing from observation to carrying out procedures to leading clinic
- Study at M level, tutorials, case studies (written assessment if M level credits not attained)
- Reflective practice throughout
- Practical assessment



HCCC Modules available now



- Balance assessment & rehabilitation
- Adult rehabilitation & ENT support
- Tinnitus and hyperacusis
- Paediatric assessment
- Paediatric habilitation




HCCC Modules available soon



- Advanced Audiological Assessment
- Advanced Therapeutic Rehabilitation

Costs per module

- £50 registration fee
- £200 assessment fee



How to start

1. Speak to your line manager




2. Get your department accredited or arrange training in an accredited centre



3. Do you have the pre-requisite knowledge & experience?

4. Register with HTS registration coordinator





Speak to your line manager



- Does the department need someone with these skills?
 - Is someone due to retire, is there an increasing demand, is the service not available locally?
- If not, could this be supported as part of a personal development objective?





Centre accreditation



- Form on BAA website asks for info on:
 - ✓Facilities
 - ✓Procedures
 - ✓Calibration training
 - ✓Supervisors
- Complete and submit to accreditation coordinator
- Accreditation visit arranged
- If already accredited in some areas and now new modules available, contact accreditation co-ordinator





Pre-requisites



- Have to have BSc Audiology level skills and knowledge for all modules
- Those without BSc could demonstrate this through BAAt training plus experience and / or self study and / or short courses
- Paediatric habilitation modules requires clinical competence in leading paediatric assessment





Registration



- Complete form (available on website)
- Include invoicing details (no not send a cheque)
- Will be sent confirmation to say application is accepted
- Official registration date sent payment has been received





Supervision



- Healthcare Scientist level 6 or equivalent as judged by the HTS1 sub-committee*

+

- Carries out regular clinical sessions in this area and has done so for 2 or more years


+

- Either holds the HCCC themselves or is considered equivalent by the Head of Department

* e.g. Teachers of the Deaf, Physiotherapists

Portfolio inserts

- Information section
- Record of clinical experience
- Details of M level modules completed
- Exam schedules





Record of clinical experience

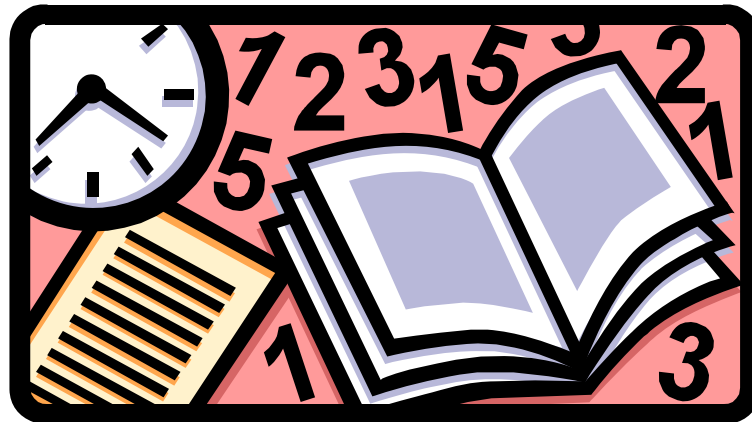


- Sessions completed
- Tutorials
- Secondments
- Part A observation & carrying out procedures
- Part B – whole patient management & periodic appraisals
- Case studies

Number of sessions

Minimum of 40 supervised clinical sessions:

- Supervisor of all these sessions must meet requirements already covered
- A minimum of 50% of sessions must be directly supervised
- Sessions are referred to as clinical activity equal to 3.5 hours



Number of sessions

Minimum of 40 supervised clinical sessions:

- Supervisor of all these sessions must meet requirements already covered
- A minimum of 50% of sessions must be directly supervised
- Sessions are referred to as clinical activity equal to 3.5 hours

May need far more sessions
to meet necessary standard

Secondments

- A minimum of 5 days (10 sessions) of experience (these can count towards minimum number of sessions)
- At a least one other accredited centre





Tutorials



- Minimum 7 one-hour tutorials
- Subjects / topics should address any gaps in underpinning knowledge
- Clearly recorded and evidenced within portfolio insert



Part A


- Watching procedures
- Carrying out procedures correctly
 - history taking
 - clinical tests / procedures
 - patient / parent debrief
 - calibration checks
 - participating in full calibration



Part B

whole patient management

- Preparation & planning
- History taking
- Briefing
- Testing
- Diagnosis and management decisions
- Debriefing
- Record keeping
- Report writing
- Able to justify approach taken (critical evaluation & reflection)



Part B

- Clinical experience
- Periodic appraisals





Case studies



- Four interesting & thought provoking cases
- Trainee must have been directly involved in the assessment & management decisions
- Information to include:
 - Summary of referral information
 - Initial plan for session
 - Key information gathered from history
 - Summary of tests / procedures carried out
 - Summary of results obtained
 - Conclusions and management
 - Justification for approach and details of evidence base to support
 - Critical reflection of assessment and outcomes
 - Lessons learnt for own practice and of general applicability





Exemptions



- Only exemption is in 'Adult rehab and first line diagnostic assessment' module, for those who have:
 - BAAT part 2
 - BSc Audiology (BAA accredited)
 - Certificate of Clinical Competence (CCC)
- No other exemptions



Ready for examination?




- Portfolio complete, scoring 4s and 5s in appraisals on at least 2 consecutive occasions
- Reflective diary completed
- Supervisors final report and sign-off
- HEI accredited modules completed or written paper passed



HCCC exam written paper



- Only for those without 10 M level credits covering 2/3^{rds} of learning outcomes
- Expected to be quite rare, as most people will meet M level requirements
- Will be held a minimum of once a year
- 'Seen' basis
- Will have four weeks to complete
- Maximum of 4,000 words





Practical exam



- The candidate will be observed during at least 2 appointments (per module) by a team of examiners
- Case viva – maybe conducted after each patient assessment, maximum of 20 minutes
- A general viva will be conducted at the end of clinical assessment (usually maximum of 45 minutes)
- It is not possible to pass either the practical or the viva alone

Example

HCCC Paediatric Assessment





Paediatric Assessment

Pre-requisites



1. Calibration of equipment and facilities used in paediatric assessment, e.g. soundfields, audiometers, tympanometers, ABR & OAE equipment
2. Paediatric test facilities & equipment, to include daily calibration checks of calibration and room set up
3. Assessment and treatment planning to include the roles of other professionals
4. Clinical approaches, using clinical reasoning strategies, evidence based practice
5. Paediatric test techniques including;
 - a. Behavioural testing (Distraction testing, VRA (soundfield, insert earphone and bone conduction), Speech discrimination testing, Performance testing, Play audiometry)
 - b. Objective testing (Otoacoustic emissions, threshold auditory brainstem response testing, tympanometry, acoustic reflex testing)
6. Content of a full and relevant history
7. Awareness of communication strategies and appropriate language when working with parents and carers, and young children.
8. Best practice for 'breaking bad news' of hearing loss in infants and children to parents and / or carers
9. How to integrate relevant information to make an informed decision concerning the diagnosis and management of individual cases
10. Content and wording of reports on test results and recommendations suitable for the intended audience, to include a range of professionals and parents



Paediatric Assessment

Learning outcomes



1. Objectively and comprehensively calibrate equipment and facilities used in paediatric assessment, e.g. sound fields, audiometers
2. Prepare test facilities & equipment, to include daily calibration checks and room set up
3. Formulate assessment plans, liaising with the relevant professionals to co-ordinate assessments & care, as appropriate
4. Plan clinical approaches, using clinical reasoning strategies, evidence based practice
5. Take a full and relevant history
6. Brief patients and/or carers appropriately with reference to their information needs and expectations of assessment.
7. Carry out testing in a safe and effective manner adapting as required to ensure information gained is maximised within the time available
8. Collate relevant information, interpret and make an informed decision concerning the diagnosis and management of individual cases
9. Give clear information on results of hearing tests, advice and recommendation for follow-up actions/interventions to patients and carers using appropriate language and communication strategies. This includes the ability to 'break difficult news' to parents / carers about hearing loss in infants and children.
10. Keep appropriate clinical records
11. Write reports on test results and recommendations suitable for the intended audience, to include a range of professionals and parents
12. Critically evaluate and reflect on clinical practice



Paediatric Assessment

Clinical sessions



- Four patient categories
 - 0 – 6 months developmental age
 - 7 – 27 months developmental age
 - 28 – 42 months developmental age
 - >42 months developmental age, challenging case
- Minimum of 5 appraisals in each category before taking exams



Paediatric Assessment Examination



- Practical cases:
 - 6 – 24 months of developmental age
 - 30 – 42 months developmental age
- Viva will include case study / scenario of 0 – 6 month old to include ABR traces to interpret



Questions?

